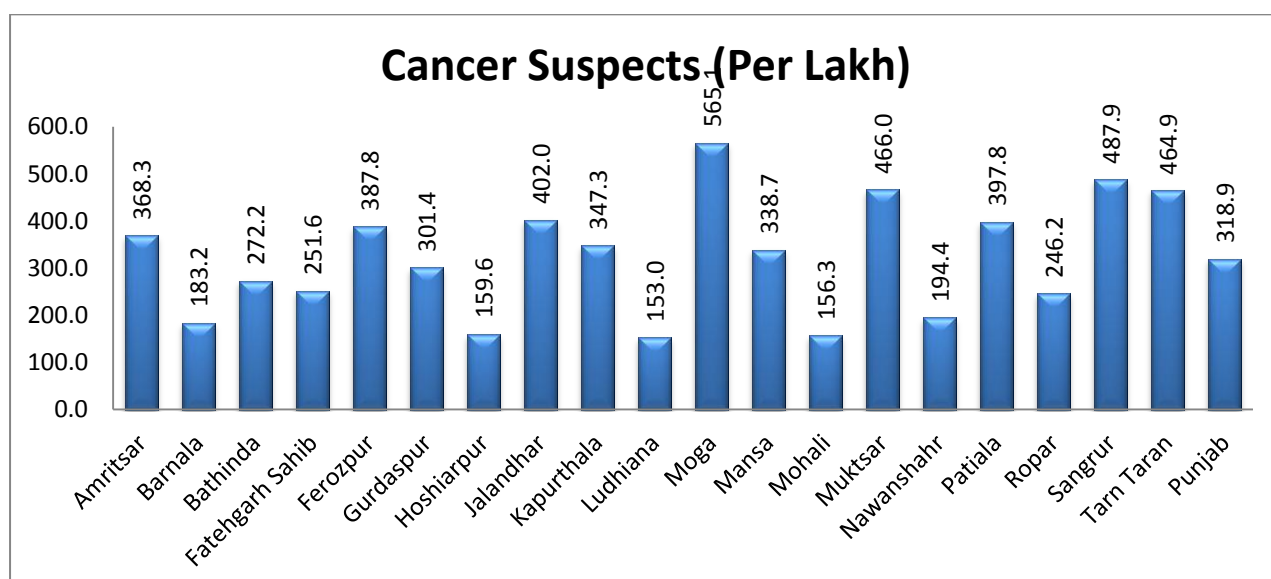
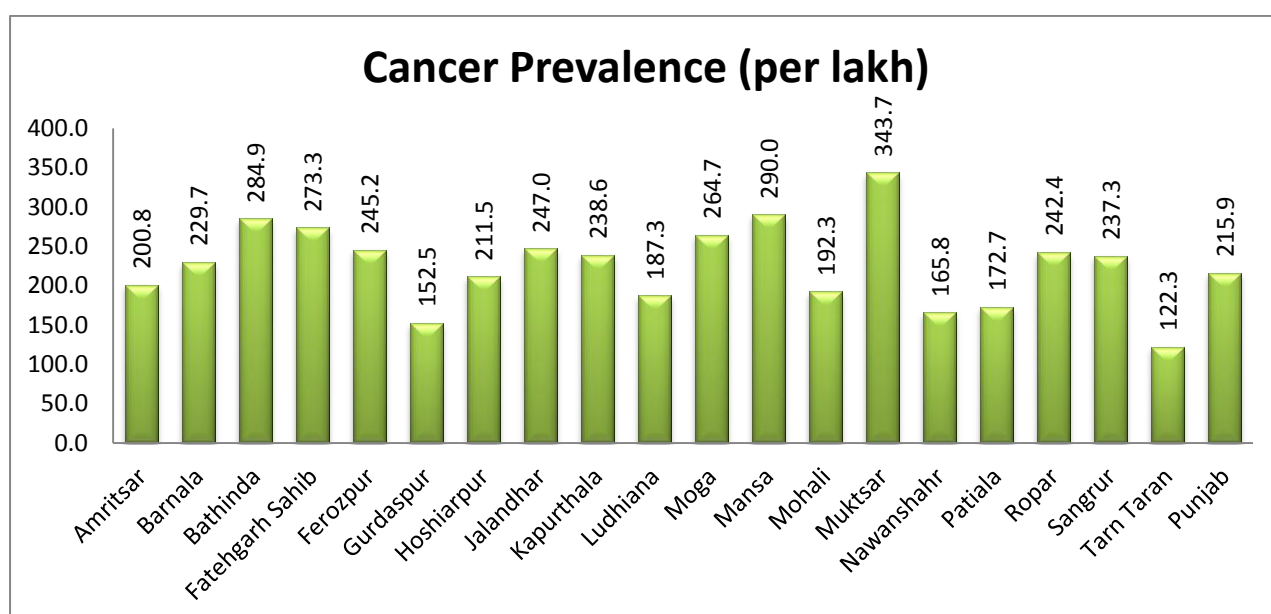
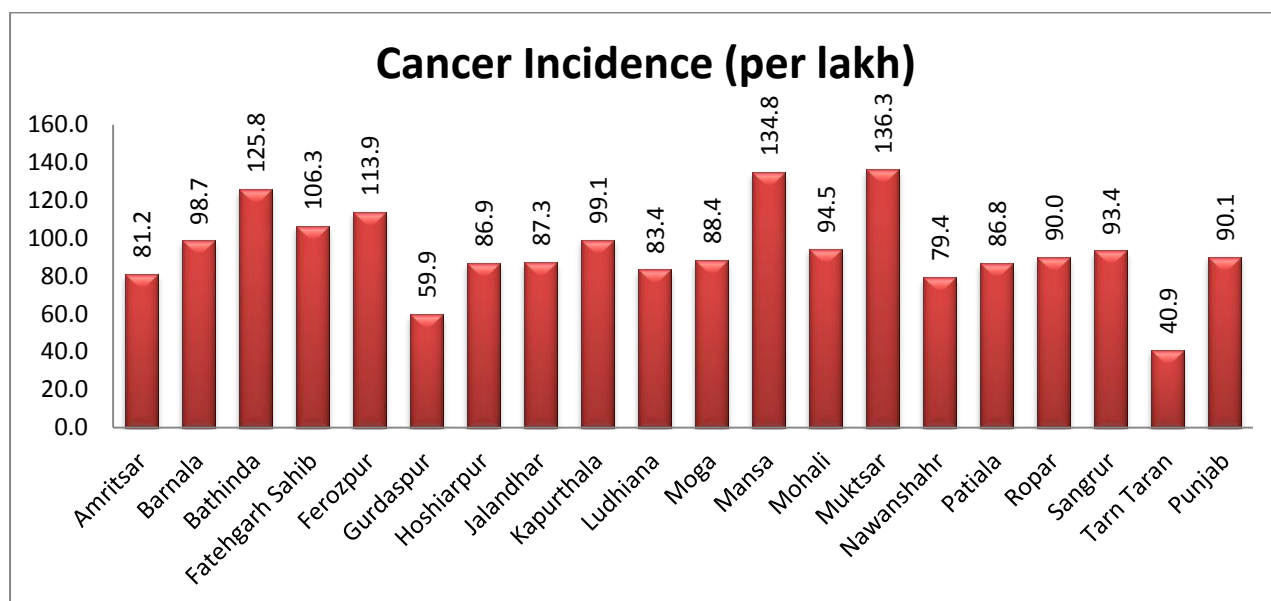


Punjab State Report on Cancer Awareness & Symptom Based Early Detection Campaign

Cancer Awareness and Symptom Based Early Detection, State Wide Door to Door Campaign							
District	No. of Houses Covered	Population Covered	Population (Census 2011)	% Pop Covered	No. of persons found suffering from 1 to 12 symptom	No of Current diagnoses cancer cases detected	No. of death cases due to cancer detected in Last Five years
Amritsar	421379	2303022	2490891	92.46%	8483	1870	2755
Barnala	107804	595461	596294	99.86%	1091	588	780
Bathinda	261827	1293628	1388859	93.14%	3521	1627	2058
Fatehgarh Sahib	100949	553290	599814	92.24%	1392	588	924
Ferozpur	332762	1875020	2026831	92.51%	7271	2136	2461
Gurdaspur	409446	2274676	2299026	98.94%	6856	1363	2105
Hoshiarpur	308110	1554042	1582793	98.18%	2481	1350	1937
Jalandhar	436844	2034683	2181753	93.26%	8179	1777	3249
Kapurthala	159171	828641	817668	101.34%	2878	821	1156
Ludhiana	755142	3798424	3487882	108.90%	5811	3169	3945
Moga	170885	949708	992289	95.71%	5367	840	1674
Mansa	144288	781128	768808	101.60%	2646	1053	1212
Mohali	204169	985633	986147	99.95%	1541	931	964
Muktsar	161815	863611	902702	95.67%	4024	1177	1791
Nawanshahr	123573	633756	614362	103.16%	1232	503	548
Patiala	331765	1743623	1892282	92.14%	6936	1513	1498
Ropar	129653	686925	683349	100.52%	1691	618	1047
Sangrur	282225	1587170	1654408	95.94%	7744	1483	2284
Tarn Taran	211640	1141993	1120070	101.96%	5309	467	930
Total	5053447	26484434	27086228	97.78%	84453	23874	33318

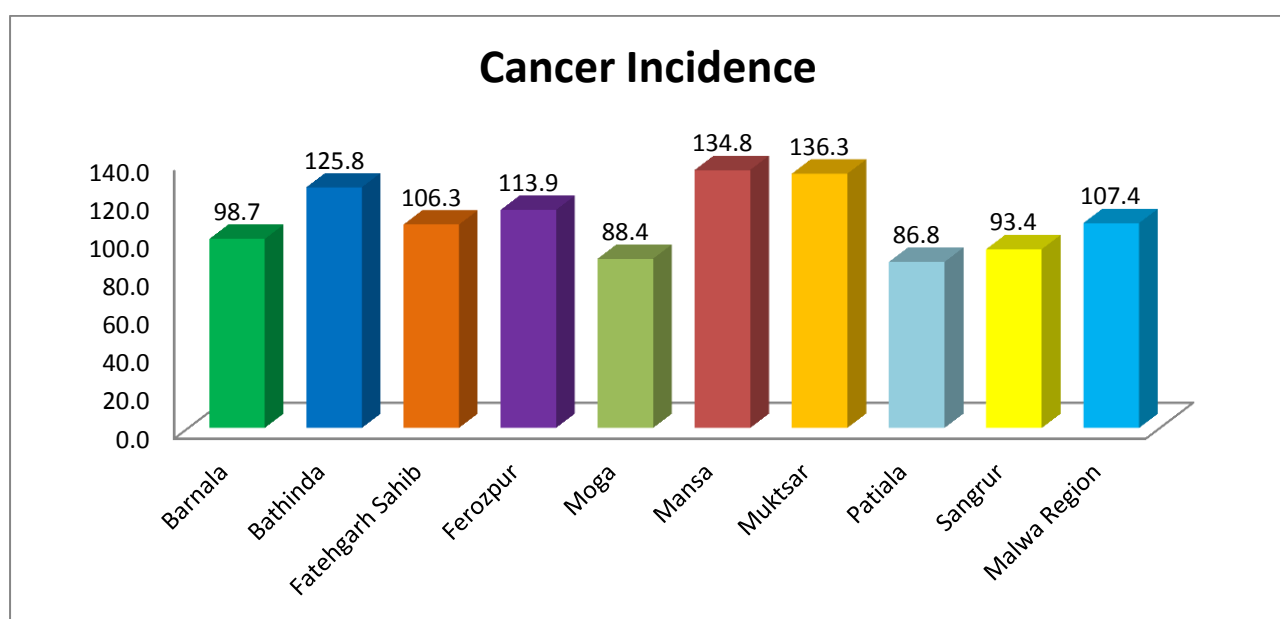
Punjab State Report on Cancer Awareness & Symptom Based Early Detection Campaign

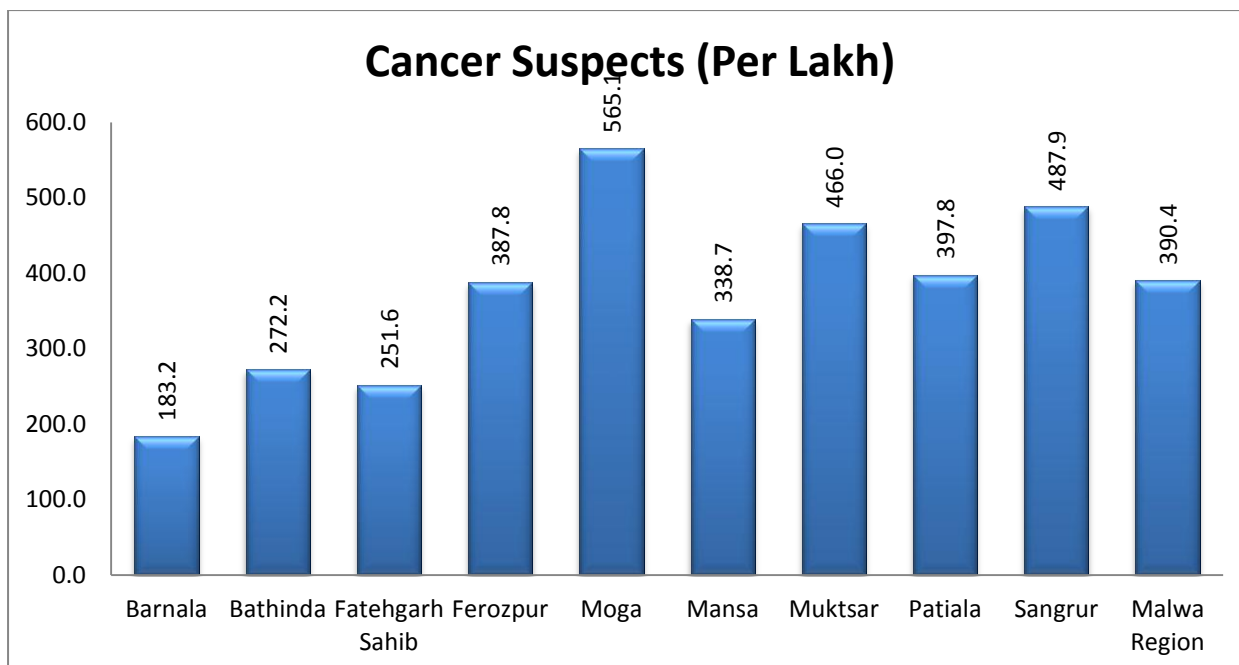
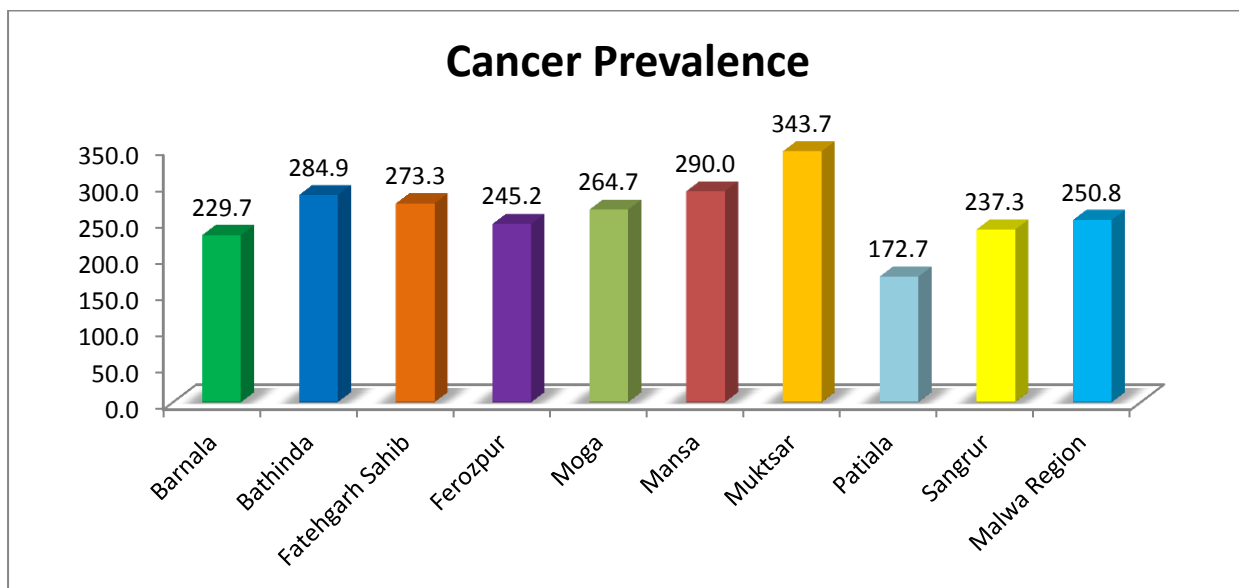
Cancer Awareness and Symptom Based Early Detection, State Wide Door to Door Campaign							
District	Population Covered	No. of persons found suffering from 1 to 12 symptom	No of Current diagnoses cancer cases detected	No. of death cases due to cancer detected in Last Five years	Cancer Incidence (per lakh)	Cancer Prevalence (per lakh)	Cancer Suspects (Per Lakh)
Amritsar	2303022	8483	1870	2755	81.2	200.8	368.3
Barnala	595461	1091	588	780	98.7	229.7	183.2
Bathinda	1293628	3521	1627	2058	125.8	284.9	272.2
Fatehgarh Sahib	553290	1392	588	924	106.3	273.3	251.6
Ferozpur	1875020	7271	2136	2461	113.9	245.2	387.8
Gurdaspur	2274676	6856	1363	2105	59.9	152.5	301.4
Hoshiarpur	1554042	2481	1350	1937	86.9	211.5	159.6
Jalandhar	2034683	8179	1777	3249	87.3	247.0	402.0
Kapurthala	828641	2878	821	1156	99.1	238.6	347.3
Ludhiana	3798424	5811	3169	3945	83.4	187.3	153.0
Moga	949708	5367	840	1674	88.4	264.7	565.1
Mansa	781128	2646	1053	1212	134.8	290.0	338.7
Mohali	985633	1541	931	964	94.5	192.3	156.3
Muktsar	863611	4024	1177	1791	136.3	343.7	466.0
Nawanshahr	633756	1232	503	548	79.4	165.8	194.4
Patiala	1743623	6936	1513	1498	86.8	172.7	397.8
Ropar	686925	1691	618	1047	90.0	242.4	246.2
Sangrur	1587170	7744	1483	2284	93.4	237.3	487.9
Tarn Taran	1141993	5309	467	930	40.9	122.3	464.9
Total	26484434	84453	23874	33318	90.1	215.9	318.9



MALWA REGION

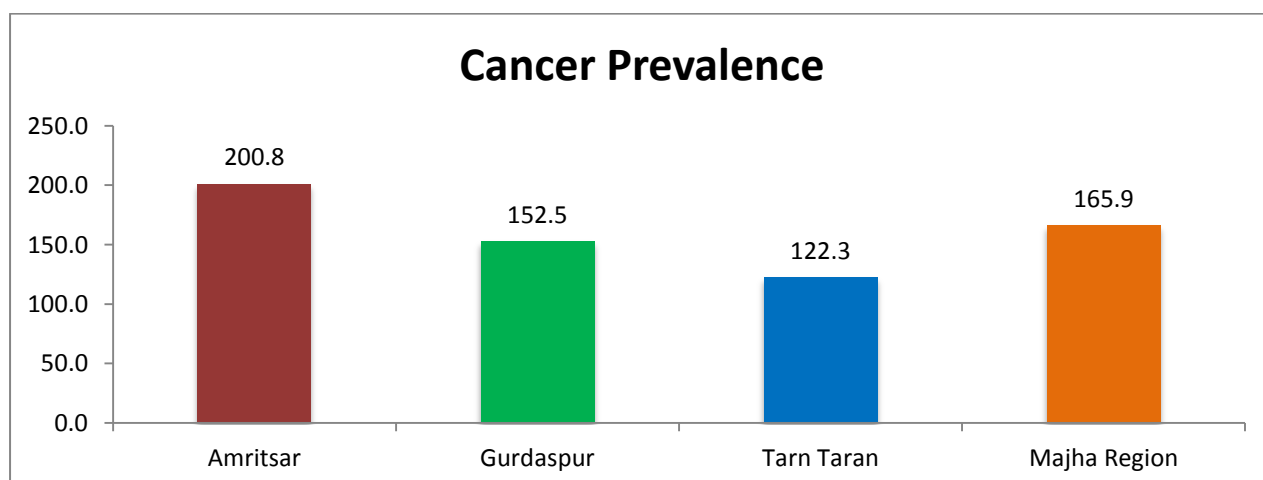
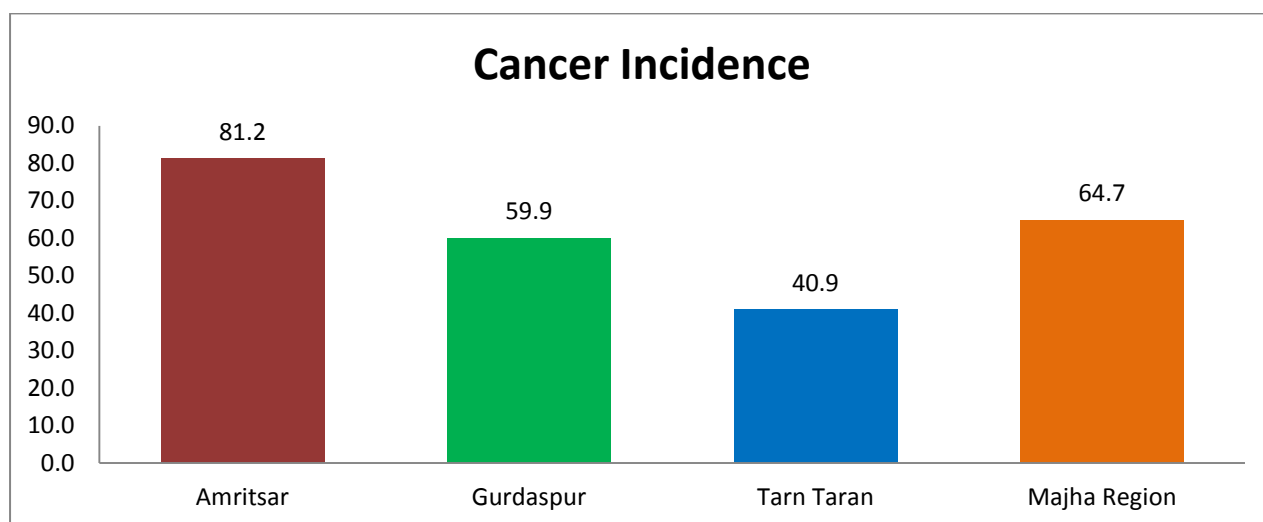
Cancer Awareness and Symptom Based Early Detection, State Wide Door to Door Campaign							
District	Population Covered	No. of persons found suffering from 1 to 12 symptom	No of Current diagnoses cancer cases detected	No. of death cases due to cancer detected in Last Five years	Cancer Incidence (per lakh)	Cancer Prevalence (per lakh)	Cancer Suspects (Per Lakh)
Barnala	595461	1091	588	780	98.7	229.7	183.2
Bathinda	1293628	3521	1627	2058	125.8	284.9	272.2
Fatehgarh Sahib	553290	1392	588	924	106.3	273.3	251.6
Ferozpur	1875020	7271	2136	2461	113.9	245.2	387.8
Moga	949708	5367	840	1674	88.4	264.7	565.1
Mansa	781128	2646	1053	1212	134.8	290.0	338.7
Muktsar	863611	4024	1177	1791	136.3	343.7	466.0
Patiala	1743623	6936	1513	1498	86.8	172.7	397.8
Sangrur	1587170	7744	1483	2284	93.4	237.3	487.9
Malwa Region	10242639	39992	11005	14682	107.4	250.8	390.4

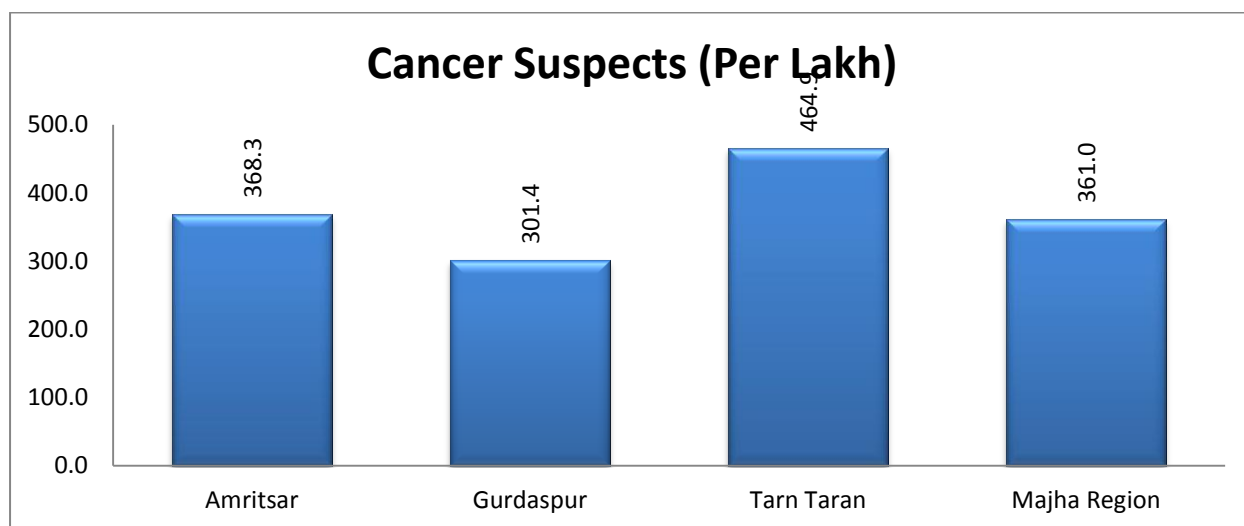




MAJHA REGION

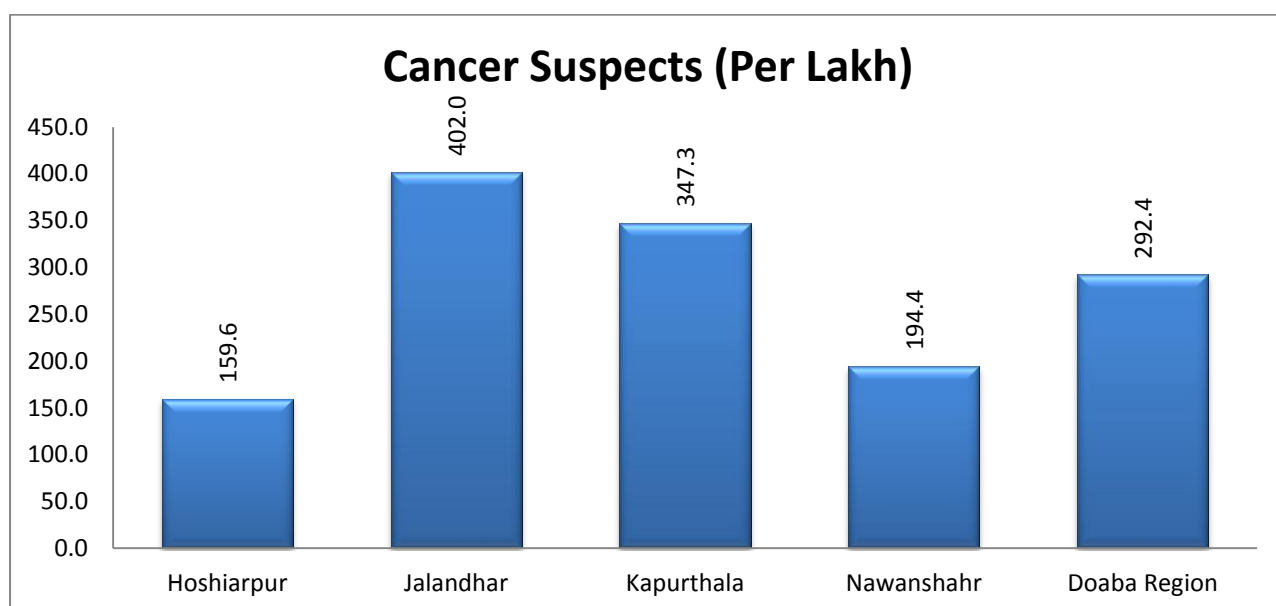
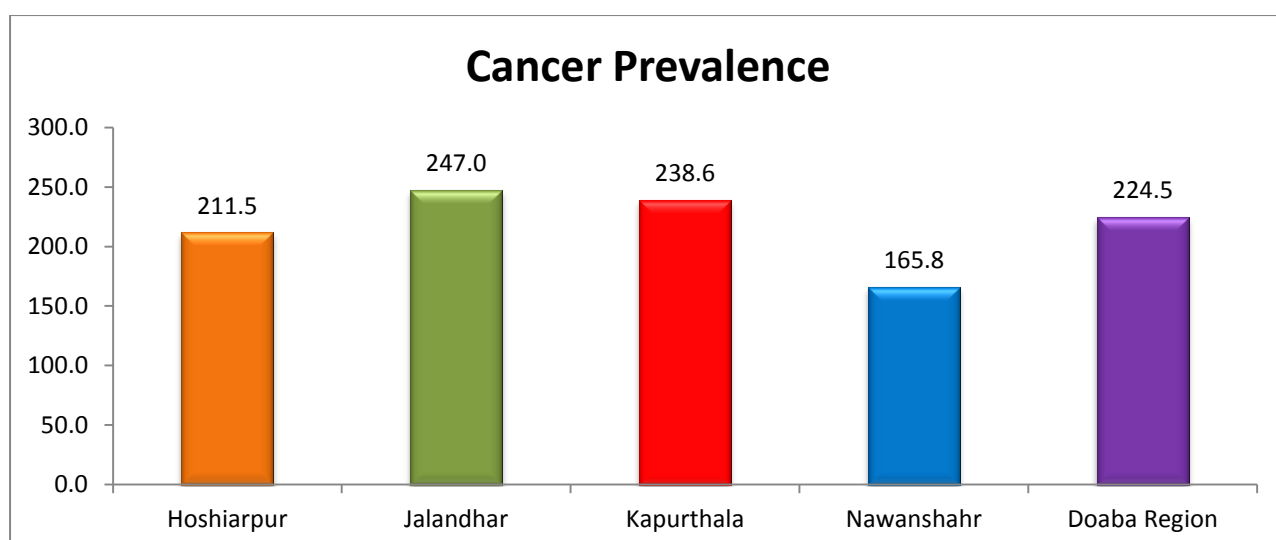
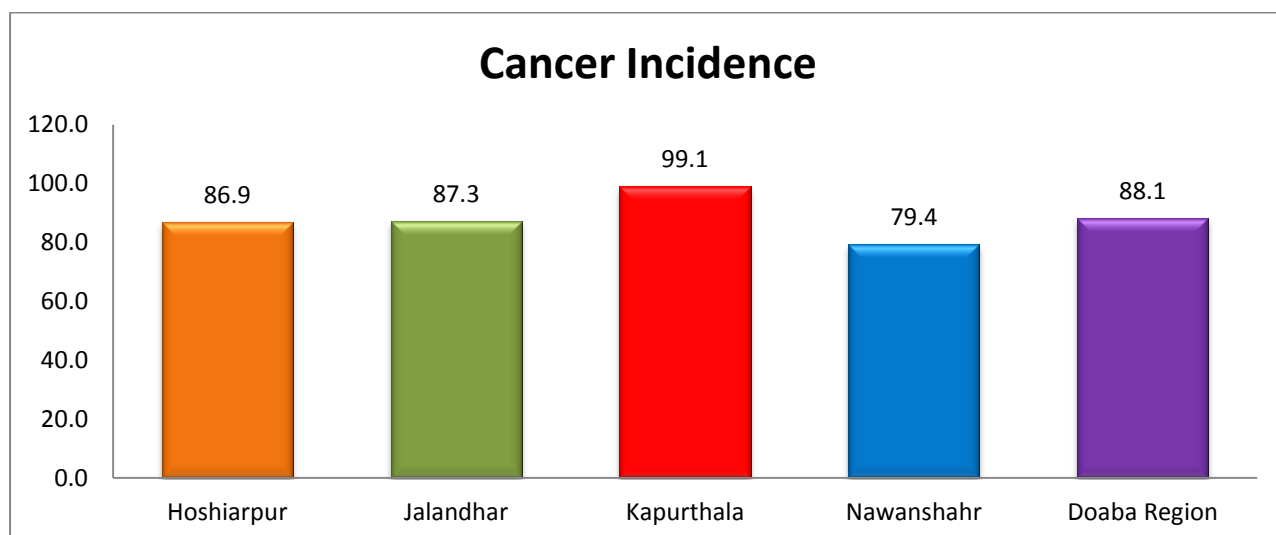
Cancer Awareness and Symptom Based Early Detection, State Wide Door to Door Campaign							
District	Population Covered	No. of persons found suffering from 1 to 12 symptom	No of Current diagnoses cancer cases detected	No. of death cases due to cancer detected in Last Five years	Cancer Incidence (per lakh)	Cancer Prevalence (per lakh)	Cancer Suspects (Per Lakh)
Amritsar	2303022	8483	1870	2755	81.2	200.8	368.3
Gurdaspur	2274676	6856	1363	2105	59.9	152.5	301.4
Tarn Taran	1141993	5309	467	930	40.9	122.3	464.9
Majha Region	5719691	20648	3700	5790	64.7	165.9	361.0



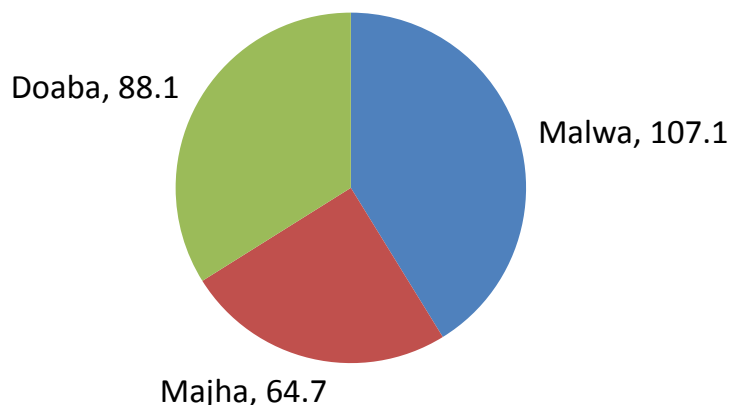


DOABA REGION

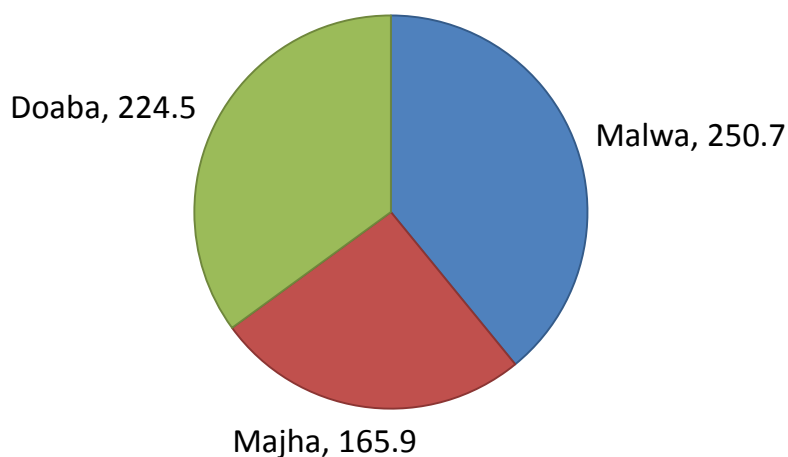
Cancer Awareness and Symptom Based Early Detection, State Wide Door to Door Campaign							
District	Population Covered	No. of persons found suffering from 1 to 12 symptom	No of Current diagnoses cancer cases detected	No. of death cases due to cancer detected in Last Five years	Cancer Incidence (per lakh)	Cancer Prevalence (per lakh)	Cancer Suspects (Per Lakh)
Hoshiarpur	1554042	2481	1350	1937	86.9	211.5	159.6
Jalandhar	2034683	8179	1777	3249	87.3	247.0	402.0
Kapurthala	828641	2878	821	1156	99.1	238.6	347.3
Nawanshahr	633756	1232	503	548	79.4	165.8	194.4
Doaba Region	5051122	14770	4451	6890	88.1	224.5	292.4



Cancer Incidence (Per Lakh)



Cancer Prevalence (Per Lakh)



Cancer Suspects (Per Lakh)

